

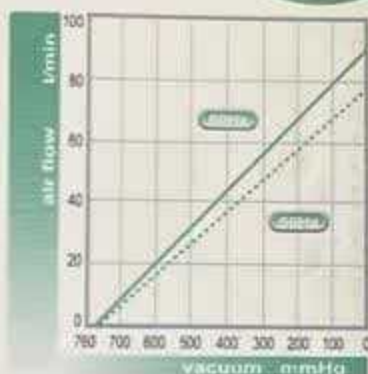
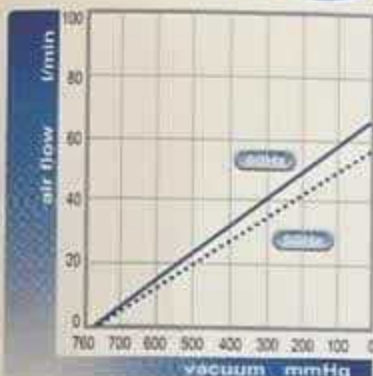
Kawake Airvac Your Best Choice!



EP-90H



EP-120H



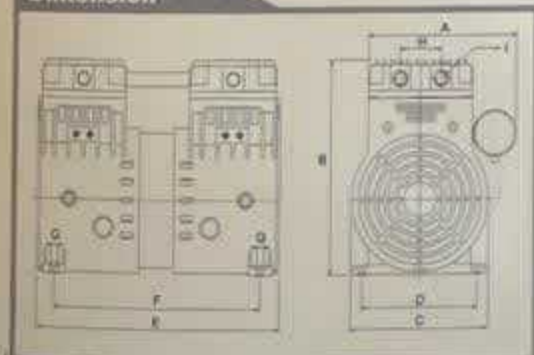
Specification

| MODEL         | EP-90H |              |
|---------------|--------|--------------|
| frequency     | Hz     | 50      60   |
| max air flow  | l/min  | 58      66   |
|               | cfm    | 2.05    2.33 |
| max vacuum    | mmHg   | -740         |
|               | in-Hg  | -29.13       |
| motor voltage | volt   | 230      115 |
| rated current | Amp    | 1.7      2.0 |
| motor speed   | rpm    | 1425    1725 |
| motor power   | phase  | single phase |
| motor output  | watt   | 300 w        |
| ambient temp  | °C     | 7-40°C       |
| capacitor     | µf     | 12µf    20µf |
| noise level   | dB     | 56           |

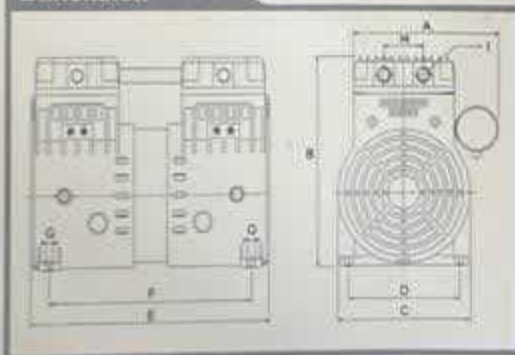
Specification

| MODEL         | EP-120H |              |
|---------------|---------|--------------|
| frequency     | Hz      | 50      60   |
| max air flow  | l/min   | 79      90   |
|               | cfm     | 2.79    3.18 |
| max vacuum    | mmHg    | -740         |
|               | in-Hg   | -29.13       |
| motor voltage | volt    | 230      115 |
| rated current | Amp     | 1.9      2.2 |
| motor speed   | rpm     | 1425    1725 |
| motor power   | phase   | single phase |
| motor output  | watt    | 360 w        |
| ambient temp  | °C      | 7-40°C       |
| capacitor     | µf      | 12µf    20µf |
| noise level   | dB      | 56           |

Dimension



Dimension



| MODEL   | A   | B   | C    | D   | E   | F     | G  | H  | I       | WEIGHT  |
|---------|-----|-----|------|-----|-----|-------|----|----|---------|---------|
| EP-90H  | 146 | 198 | Ø134 | 112 | 240 | 203.5 | Ø7 | 40 | PT 1/4" | 8.35 KG |
| EP-120H | 146 | 198 | Ø134 | 112 | 240 | 203.5 | Ø7 | 40 | PT 1/4" | 8.40 KG |