

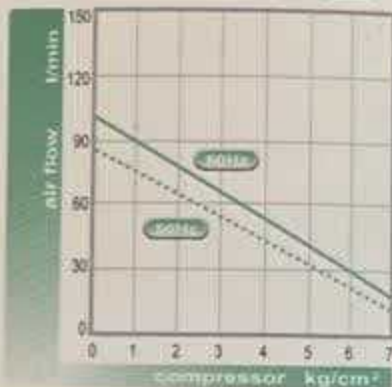
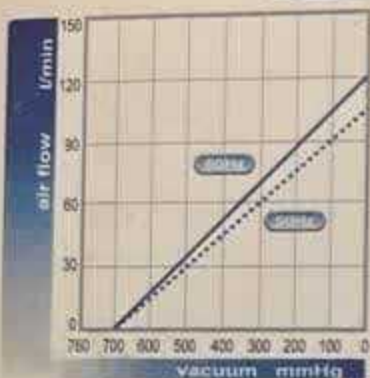


Kawake Airvac Your Best Choice!

EP-120V



EP-120C



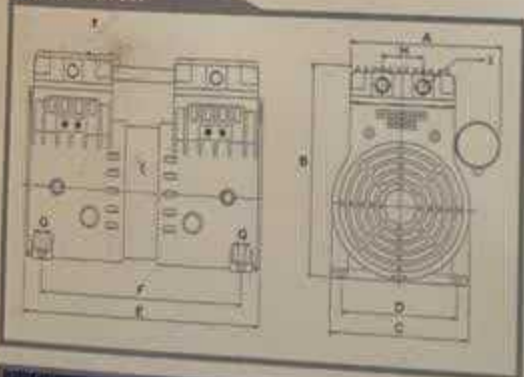
Specification

MODEL	EP-120V	
frequency	Hz	50 60
max air flow	l/min	106 120
	cfm	3.75 4.24
max vacuum	mmHg	- 700
	in-Hg	-27.56
motor voltage	volt	230 115
rated current	Amp	1.8 2.1
motor speed	rpm	1425 1725
motor power	phase	single phase
motor output	watt	380 w
ambient temp	°C	7- 40°C
capacitor	µf	12µf 20µf
noise level	dB	56

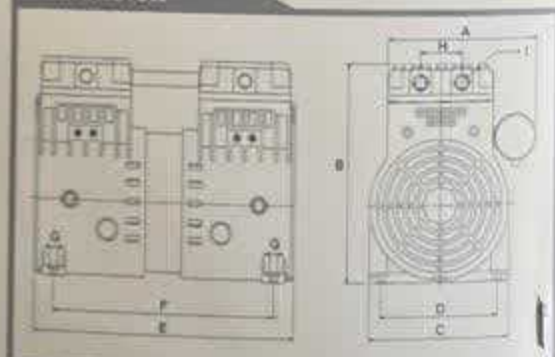
Specification

MODEL	EP-120C	
frequency	Hz	50 60
max air flow	l/min	86 100
	cfm	3.04 3.53
max pressure	kg/cm²	7
	psi	100
motor voltage	volt	230 115
rated current	Amp	3.3 3.9
motor speed	rpm	1425 1725
motor power	phase	single phase
motor output	watt	420 w
ambient temp	°C	7- 40°C
capacitor	µf	12µf 20µf
noise level	dB	62

Dimension



Dimension



MODEL	A	B	C	D	E	F	G	H	I	WEIGHT
EP-120V	146	198	Ø134	112	240					8.40 KG
EP-120C	146	198	Ø134	112	240	203.5	Ø7	40	PT 1/4"	8.40 KG