



WLY 10/D2 Precision Balance

More information on the website  
[radwag.com/en/info,w1,E0G](http://radwag.com/en/info,w1,E0G)



WLY 10/D2 Precision Balance

The drawings, photos and graphics used are for illustrative purposes only.

## Functions



Dosing



Labelling



Plus/Minus Control



Percent Weighing



Totalizing



Parts counting



Peak hold



Formulation



Newton unit  
measurement



Statistics



Checkweighing



IR sensors



Animal weighing



Differential weighing



ALIBI Memory

# Datasheet

	WLY 10/D2 Precision Balance
<b>Metrological parameters</b>	
Maximum capacity [Max]	10 kg
Minimum load	-
Readability [d]	0,1 g
Verification scale interval [e]	-
Tare range	-10 kg
Repeatability	0,3 g
Linearity	±0,3 g
Stabilization time	3 s
Adjustment	external
OIML Class	-
<b>Physical parameters</b>	
Leveling system	manual
Protection class	IP 43
Weighing pan dimensions	195×195 mm
Packaging dimensions	500×310×150 mm
Net weight	2,7 kg
Gross weight	3,6 kg
<b>Communication interface</b>	
Communication interface	2×RS232, 2×USB-A, Ethernet, 4 IN / 4 OUT (digital), Wi-Fi
<b>Electrical parameters</b>	
Power supply	Adapter: 100 – 240V AC 50/60Hz 1A; 15V DC 2,4A Balance: 10 – 28V DC 1A max
<b>Environmental conditions</b>	
Operating temperature	+15 ÷ +30 °C
Storage temperature	-25 - +70 °C
Relative humidity	10% ÷ 85% RH no condensation

Repeatability is expressed as a standard deviation from 10 weighing cycles. Stabilization time depends on the ambient conditions and the dynamics of weighing pan loading; specified for FAST profile.

\* Wi-Fi® is a registered trademark of Wi-Fi® Alliance.



## Accessories

Antivibration Tables  
Transponder card readers  
RS 232 cables (scale - printer)  
Barcode scanners  
Cigarette lighter receptacle power supply cables  
USB Hubs  
Label Printers  
Displays

IN/OUT Cables  
Keypad, external switches  
Stands, wall mounting kits and mounting brackets  
F1 Mass Standard - knob weights without adjustment chamber, set  
AP2-1 Current Loop Unit  
RS 232, RS 485 cables  
RS 232 – USB Converter

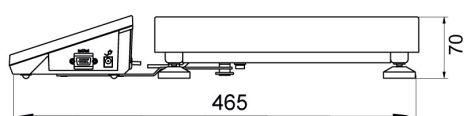
## Software

E2R System

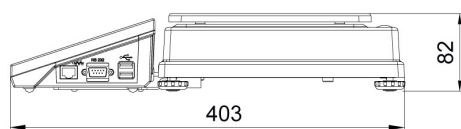
RAD-KEY

## Device dimensions

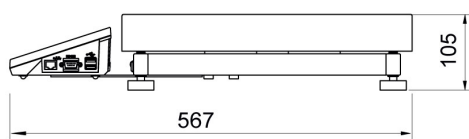
### WLY 10/D2 Precision Balance



F1 version



D2 version



C2 version

