



More information on the website  
[radwag.com/en/info,w1,BB3](https://radwag.com/en/info,w1,BB3)

### WLC 6/A2 Precision Balance



WLC 6/A2 Precision Balance

The drawings, photos and graphics used are for illustrative purposes only.

## Functions



Plus/Minus Control



Percent Weighing



Totalizing



Parts counting



Internal battery



Peak hold



Newton unit  
measurement

# Datasheet

	WLC 6/A2 Precision Balance
<b>Metrological parameters</b>	
Maximum capacity [Max]	6 kg
Minimum load	5 g
Readability [d]	0,1 g
Verification scale interval [e]	1 g
Tare range	-6 kg
Repeatability	0,1 g
Linearity	±0,2 g
Stabilization time	3 s
OIML Class	II
<b>Physical parameters</b>	
Leveling system	manual
Display	LCD (backlit)
Protection class	IP 43
Weighing pan dimensions	195×195 mm
Packaging dimensions	470×380×336 mm
Net weight	2,8 kg
Gross weight	4,3 kg
<b>Communication interface</b>	
Communication interface	2×RS232, USB-A, USB-B
<b>Electrical parameters</b>	
Power supply	Adapter: 100 – 240V AC 50/60Hz 0,6A; 12V DC 1,2A Balance: 10 – 15VDC 0,6A max
Operation time on batteries	15 h (average time)
<b>Environmental conditions</b>	
Operating temperature	+15 ÷ +30 °C
Relative humidity	10% ÷ 85% RH no condensation

Repeatability is expressed as a standard deviation from 10 weighing cycles. Stabilization time depends on the ambient conditions and the dynamics of weighing pan loading; specified for FAST profile.



## Accessories

Antivibration Tables  
RS 232 cables (scale - printer)  
Cigarette lighter receptacle power supply cables  
Displays  
Density determination KIT  
RS 232 – Ethernet Converter

AP2-1 Current Loop Unit  
RS 232, RS 485 cables  
RS 232 – USB Converter  
Protective cover for balances  
Under-Pan Weighing Rack  
RS 232 – RS 485 Converter

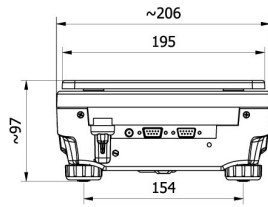
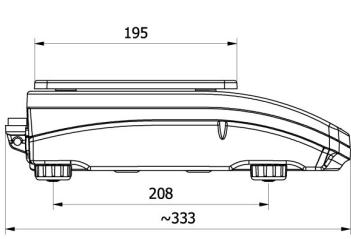
## Software

RAD-KEY  
R-LAB

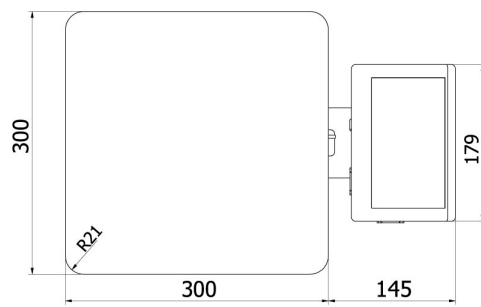
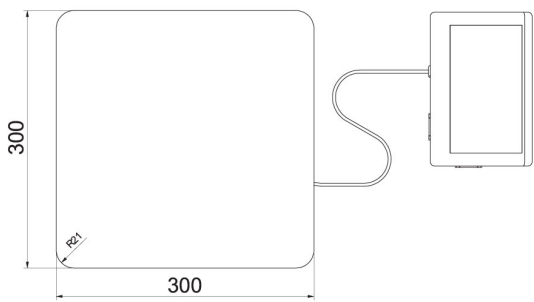
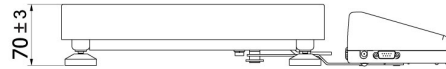
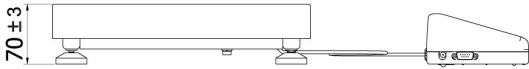
LabVIEW Driver  
Scales Editor 2.1

## Device dimensions

WLC 6/A2 Precision Balance

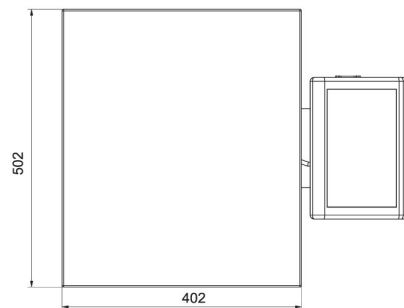
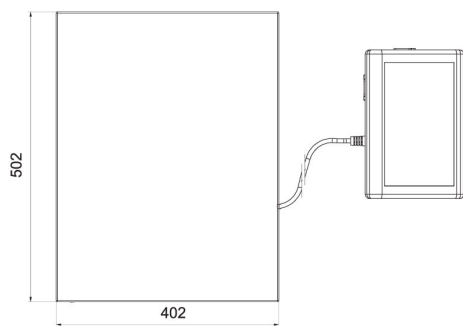
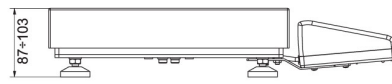
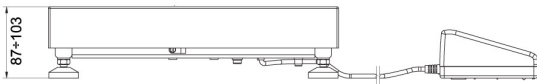


WLC A2



WLC F1/K

WLC F1/R



WLC C2/K

WLC C2/R